

GEBERIT URINAL SYSTEM

SUITS EVERY NEED

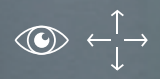


**KNOW
HOW**
INSTALLED

Geberit International Sales AG
CH-8640 Rapperswil
Switzerland

sales@geberit.com

www.international.geberit.com



Combine as you please: Geberit urinal ceramics, urinal flush controls, divisions and installation elements. Aesthetic solutions cast in one mould. Timelessly subtle – perfect for any setting.
←

FLEXIBLE COMPONENTS

UNIFORM DESIGN

CONCEALED URINAL CONTROL



Mains or battery operation

INTEGRATED URINAL CONTROL



Mains, battery or self-sustaining operation

WATERLESS OPERATION



GEBERIT URINAL PREDA



GEBERIT URINAL SELVA




GEBERIT URINAL TAMINA



GEBERIT URINAL CERAMICS
Uniform design concept of the compact urinal Preda and the robust urinal Selva. Thanks to its dimensions the urinal Tamina is suitable for renovation situations.
←



GEBERIT URINAL DIVISIONS
Designed to match the Geberit urinal ceramics – available in white plastic or various glass colours.
←



GEBERIT ACTUATOR PLATES
An ample selection of looks and functions: touchless and manual.
←

ALL OF THE BENEFITS FROM ONE SINGLE SOURCE

Flexibility is the hallmark of the Geberit urinal system – it offers the perfect solution for every requirement or building project. The comprehensive nature of the range significantly simplifies the planning, installation and maintenance of urinal systems.



water-saving



aesthetic



installation-friendly



sustainable



flexible



reliable



economical



hygienic



easy-to-service

For more information on the advantages and functions of the Geberit urinal system, please visit

www.international.geberit.com





SERVICE-FRIENDLY DESIGN

A decisive advantage during maintenance work is the easy access to all functional elements without having to remove the urinal ceramic.



QUICK ACCESS

The spray head is accessible from the front to facilitate cleaning or replacement. This saves time and money.



DIRECT ACCESS TO THE DRAINAGE SYSTEM

The trap is easily accessible from above. This makes maintenance and cleaning quick and easy.

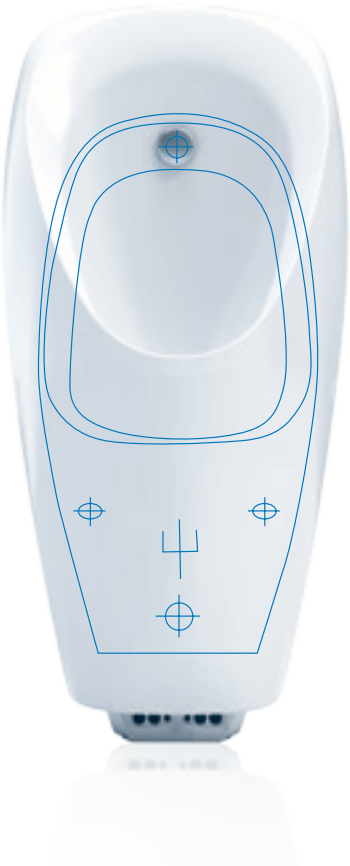


PRACTICAL DOCKING STATION

The practical docking station enables easy access to the control unit at any time. The control unit can thus be removed with one hand. Thanks to the automatic water stop function, there is no need to shut off the water supply. Operation of in-row-installations is therefore maintained.

STRAIGHT-FORWARD RENOVATION

Older Geberit urinal systems can now easily be replaced with minimal effort and virtually no interventions in the building structure thanks to the practical renovation sets and the new, larger urinal ceramic appliance. This means the urinal system is not only back in action in no time, but also at the cutting edge of technology. What's more, it also reduces the costs of operation and maintenance as a result.



GEBERIT URINAL TAMINA
The design and size of the Geberit Tamina mean any existing holes and connections are covered when replacing standard older urinal ceramic appliances.
←




GEBERIT RENOVATION SET
The Geberit urinal flush control currently built into the building can easily be converted to the latest product generation using the appropriate renovation set. Specially developed for drywall construction, the wall fixing is capable of supporting loads of up to 150 kg, making it compliant with the relevant standards.
←



MINIMAL FLUSH VOLUMES

Every last component of the Geberit urinal system is carefully developed and aligned to ensure minimal water consumption. Without compromising hygiene.



WATER-SAVING OVERALL CONCEPT

The spray head has been precisely designed to fit the clever inner geometry of the ceramic pan. As a result, just 0.5 litres of water are enough to ensure an optimal flushing out. Even lower water consumption is achieved by the individually adjustable flushing programmes, such as the intelligent interval flushing.



SUSTAINABLY ECO-FRIENDLY

The low resource consumption makes a significant contribution to supporting the high standards and requirements in sustainable construction projects and optimises the ecobalance of the building services.



SUCTION TRAP OR HYBRID TRAP

While the suction trap is designed for standard flush volumes, the hybrid trap enables the full function even with low water volumes or for water-less operation. Thanks to uniform interfaces, the operating mode can be modified at any time.



NO CONCEALED DIRT

The rimless ceramic pans facilitate cleaning, improve hygiene and prevent unpleasant odours.